



Reconciliation Report

Combined Call & Job Data by Contractor

January 2025 — April 2026

Prepared May 13, 2026

16 months · Reconciled view (GHL + Devin combined)

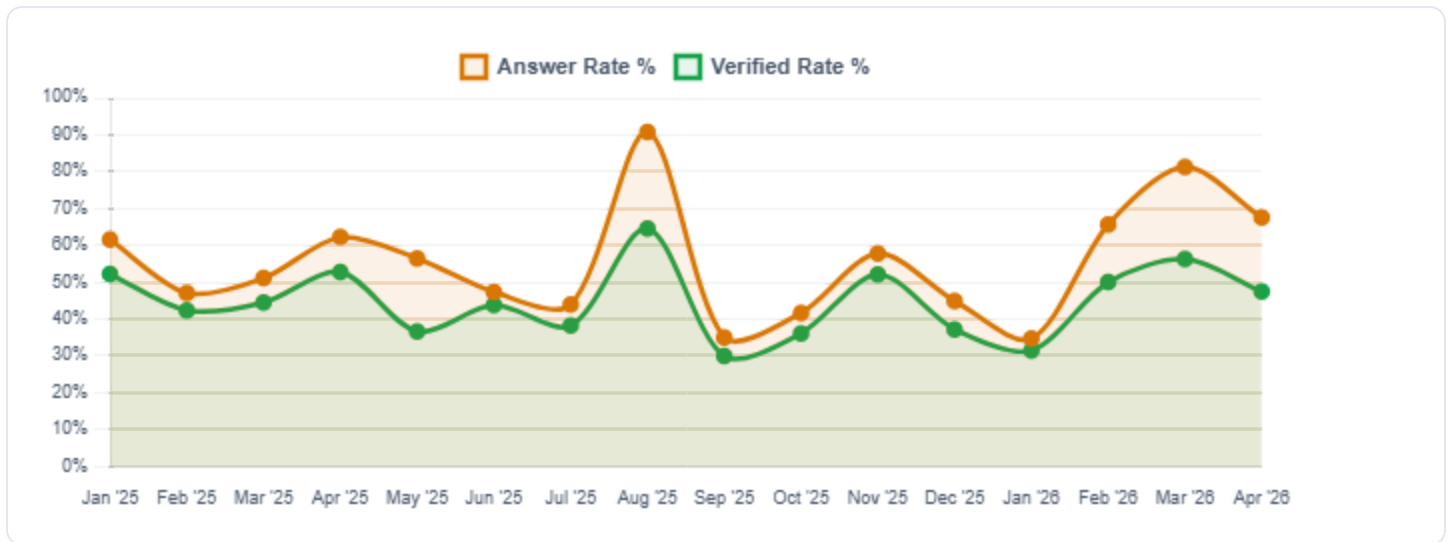
Insights & Trajectory

A 16-month read on volume, answer rate, and verified-job rate — where the program has been and where the opportunity is.

Across **16 months (Jan 2025 — Apr 2026)**, the Plumbers 911 program has generated **1,670 total calls** and **731 verified jobs** across **26 contractors**, for a blended verified rate of **43.8%**.

The biggest lever for growth remains **answer rate**. 768 calls reached a contractor but went unanswered — representing 46.0% of total inbound volume. Among the 26 contractors currently in direct rotation, the combined answer rate is **68.6%** and verified rate is **64.6%**, materially stronger than the pre-routing legacy bucket.

The trajectory chart below tracks how answer rate and verified rate have moved month-over-month. The Section-02 summary then breaks the numbers down per contractor, and each contractor has a dedicated page in this report covering their monthly detail.



Monthly Answer Rate (amber) and Verified Rate (green) over 16 months

TOTAL VOLUME
1,670 calls · 731 jobs
 16 months across 26 contractors plus 2 legacy aggregation buckets.

ANSWER RATE
54.0% overall · 68.6% live
 768 unanswered calls — the primary improvement opportunity going forward.

VERIFIED RATE
43.8% blended
 Of every 10 calls reaching the program, roughly 4 become verified plumbing leads. Live-rotation contractors convert at 64.6%.

TOP PERFORMER
Norman — 205 jobs
 249 calls, 83.5% answer rate, 82.3% verified rate — highest combined volume and jobs.

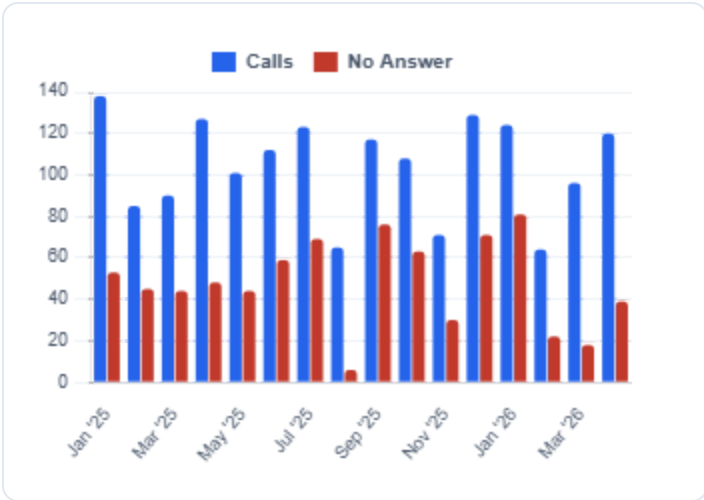
PERFECT ANSWER RATE
3 contractors at 100%
 Terry, Walsh, Ravinia never missed a call — 59 combined calls answered.

LARGEST ANSWER-RATE GAP
Althoff — 120 missed
 146 calls received, only 17.8% answered. The single biggest opportunity for routing or call-center coverage.

Program Summary

All contractors combined, reconciled across both data sources, January 2025 through April 2026.

1,670 TOTAL CALLS	731 VERIFIED JOBS	171 OTHER	768 NO ANSWER	54.0% ANSWER RATE	43.8% VERIFIED RATE
-----------------------------	-----------------------------	---------------------	-------------------------	-----------------------------	-------------------------------



Monthly Calls (16 months)



Monthly Verified Jobs (16 months)

Month-by-Month Program Totals

All contractors combined, reconciled across both data sources, by month from January 2025 through April 2026.

MONTH	CALLS	VERIFIED	OTHER	NO ANSWER	ANSWER %	VERIFIED %
Jan '25	138	72	13	53	61.6%	52.2%
Feb '25	85	36	4	45	47.1%	42.4%
Mar '25	90	40	6	44	51.1%	44.4%
Apr '25	127	67	12	48	62.2%	52.8%
May '25	101	37	20	44	56.4%	36.6%
Jun '25	112	49	4	59	47.3%	43.8%
Jul '25	123	47	7	69	43.9%	38.2%
Aug '25	65	42	17	6	90.8%	64.6%
Sep '25	117	35	6	76	35.0%	29.9%
Oct '25	108	39	6	63	41.7%	36.1%
Nov '25	71	37	4	30	57.7%	52.1%
Dec '25	129	48	10	71	45.0%	37.2%
Jan '26	124	39	4	81	34.7%	31.5%
Feb '26	64	32	10	22	65.6%	50.0%
Mar '26	96	54	24	18	81.3%	56.3%
Apr '26	120	57	24	39	67.5%	47.5%
16-Month Total	1,670	731	171	768	54.0%	43.8%

16-Month Totals by Contractor

Sorted by total combined call volume. Aggregation buckets shown at the bottom.

CONTRACTOR	CALLS	VERIFIED	OTHER	NO ANSWER	ANSWER %	VERIFIED %
Norman	249	205	3	41	83.5%	82.3%
Althoff	146	25	1	120	17.8%	17.1%
Aleck	85	56	6	23	72.9%	65.9%
Baethke	62	49	0	13	79.0%	79.0%
Berwyn	47	34	1	12	74.5%	72.3%
Another	40	10	13	17	57.5%	25.0%
HT Strenger	32	25	1	6	81.3%	78.1%
Terry	30	29	1	0	100.0%	96.7%
Bishop	29	22	0	7	75.9%	75.9%
Soltwisch	26	11	2	13	50.0%	42.3%
Goodberlet	25	24	0	1	96.0%	96.0%
Park Ridge	23	20	0	3	87.0%	87.0%
Johns	20	15	1	4	80.0%	75.0%
Fidelity	19	10	1	8	57.9%	52.6%
Walsh	17	17	0	0	100.0%	100.0%
Old World	16	4	1	11	31.3%	25.0%
PJF	16	5	5	6	62.5%	31.3%
Omega	15	12	0	3	80.0%	80.0%
Cahill	12	10	0	2	83.3%	83.3%
Ravinia	12	11	1	0	100.0%	91.7%
GSR	11	6	1	4	63.6%	54.5%
Mendel	10	9	0	1	90.0%	90.0%
Poehner	9	8	0	1	88.9%	88.9%
Sherman	9	6	1	2	77.8%	66.7%
P & H Divine	7	3	0	4	42.9%	42.9%
CR Leonard	2	0	0	2	0.0%	0.0%
Call Center (aggregation bucket)	637	93	95	449	29.5%	14.6%
Unknown (aggregation bucket)	64	12	37	15	76.6%	18.8%
16-Month Total (all rows)	1,670	731	171	768	54.0%	43.8%

Norman

JAN 2025 – APR 2026

249 TOTAL CALLS	205 VERIFIED JOBS	3 OTHER	41 NO ANSWER	83.5% ANSWER RATE	82.3% VERIFIED RATE
---------------------------	-----------------------------	-------------------	------------------------	-----------------------------	-------------------------------



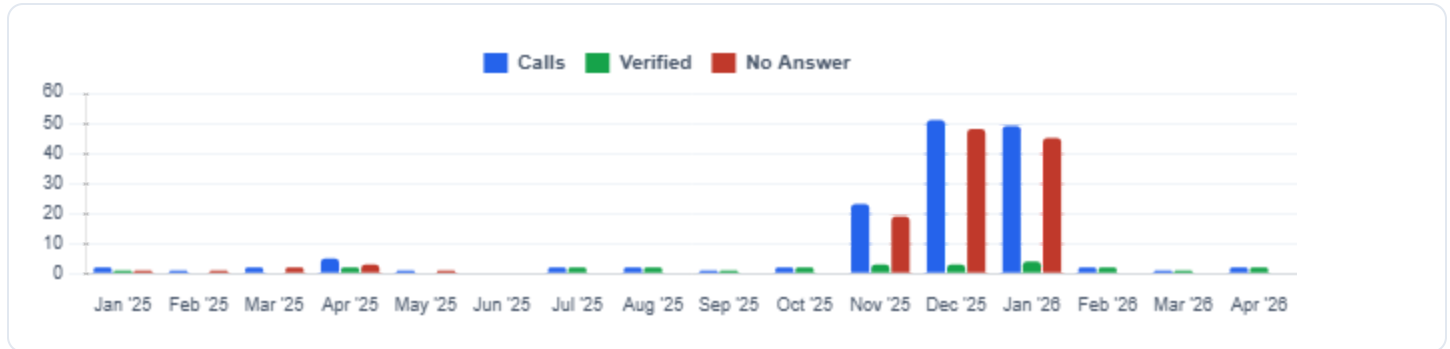
Monthly Calls (blue) · Verified Jobs (green) · No Answer (red)

MONTH	CALLS	VERIFIED	OTHER	NO ANSWER	ANSWER %	VERIFIED %
Jan '25	33	32	0	1	97.0%	97.0%
Feb '25	15	15	0	0	100.0%	100.0%
Mar '25	8	8	0	0	100.0%	100.0%
Apr '25	17	17	0	0	100.0%	100.0%
May '25	9	9	0	0	100.0%	100.0%
Jun '25	18	18	0	0	100.0%	100.0%
Jul '25	17	17	0	0	100.0%	100.0%
Aug '25	18	18	0	0	100.0%	100.0%
Sep '25	9	8	0	1	88.9%	88.9%
Oct '25	11	11	0	0	100.0%	100.0%
Nov '25	8	5	0	3	62.5%	62.5%
Dec '25	18	13	0	5	72.2%	72.2%
Jan '26	19	6	0	13	31.6%	31.6%
Feb '26	17	9	0	8	52.9%	52.9%
Mar '26	8	5	2	1	87.5%	62.5%
Apr '26	24	14	1	9	62.5%	58.3%
16-Month Total	249	205	3	41	83.5%	82.3%

Althoff

JAN 2025 – APR 2026

146 TOTAL CALLS	25 VERIFIED JOBS	1 OTHER	120 NO ANSWER	17.8% ANSWER RATE	17.1% VERIFIED RATE
---------------------------	----------------------------	-------------------	-------------------------	-----------------------------	-------------------------------



Monthly Calls (blue) · Verified Jobs (green) · No Answer (red)

MONTH	CALLS	VERIFIED	OTHER	NO ANSWER	ANSWER %	VERIFIED %
Jan '25	2	1	0	1	50.0%	50.0%
Feb '25	1	0	0	1	0.0%	0.0%
Mar '25	2	0	0	2	0.0%	0.0%
Apr '25	5	2	0	3	40.0%	40.0%
May '25	1	0	0	1	0.0%	0.0%
Jun '25	0	0	0	0	—	—
Jul '25	2	2	0	0	100.0%	100.0%
Aug '25	2	2	0	0	100.0%	100.0%
Sep '25	1	1	0	0	100.0%	100.0%
Oct '25	2	2	0	0	100.0%	100.0%
Nov '25	23	3	1	19	17.4%	13.0%
Dec '25	51	3	0	48	5.9%	5.9%
Jan '26	49	4	0	45	8.2%	8.2%
Feb '26	2	2	0	0	100.0%	100.0%
Mar '26	1	1	0	0	100.0%	100.0%
Apr '26	2	2	0	0	100.0%	100.0%
16-Month Total	146	25	1	120	17.8%	17.1%

Aleck

JAN 2025 – APR 2026

85 TOTAL CALLS	56 VERIFIED JOBS	6 OTHER	23 NO ANSWER	72.9% ANSWER RATE	65.9% VERIFIED RATE
--------------------------	----------------------------	-------------------	------------------------	-----------------------------	-------------------------------



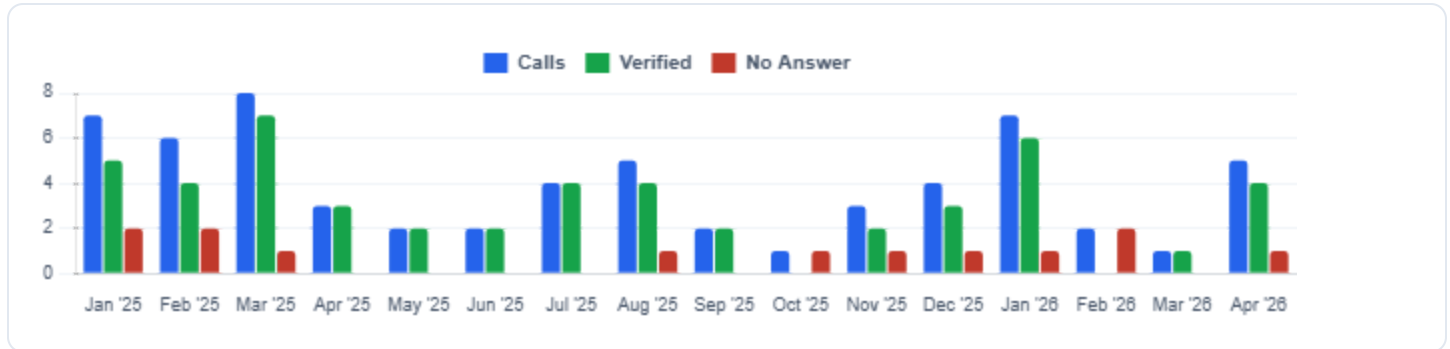
Monthly Calls (blue) · Verified Jobs (green) · No Answer (red)

MONTH	CALLS	VERIFIED	OTHER	NO ANSWER	ANSWER %	VERIFIED %
Jan '25	3	3	0	0	100.0%	100.0%
Feb '25	0	0	0	0	—	—
Mar '25	1	1	0	0	100.0%	100.0%
Apr '25	3	3	0	0	100.0%	100.0%
May '25	1	1	0	0	100.0%	100.0%
Jun '25	2	2	0	0	100.0%	100.0%
Jul '25	2	2	0	0	100.0%	100.0%
Aug '25	2	2	0	0	100.0%	100.0%
Sep '25	1	1	0	0	100.0%	100.0%
Oct '25	0	0	0	0	—	—
Nov '25	6	4	0	2	66.7%	66.7%
Dec '25	11	8	0	3	72.7%	72.7%
Jan '26	8	3	0	5	37.5%	37.5%
Feb '26	8	5	2	1	87.5%	62.5%
Mar '26	17	13	2	2	88.2%	76.5%
Apr '26	20	8	2	10	50.0%	40.0%
16-Month Total	85	56	6	23	72.9%	65.9%

Baethke

JAN 2025 – APR 2026

62 TOTAL CALLS	49 VERIFIED JOBS	0 OTHER	13 NO ANSWER	79.0% ANSWER RATE	79.0% VERIFIED RATE
--------------------------	----------------------------	-------------------	------------------------	-----------------------------	-------------------------------



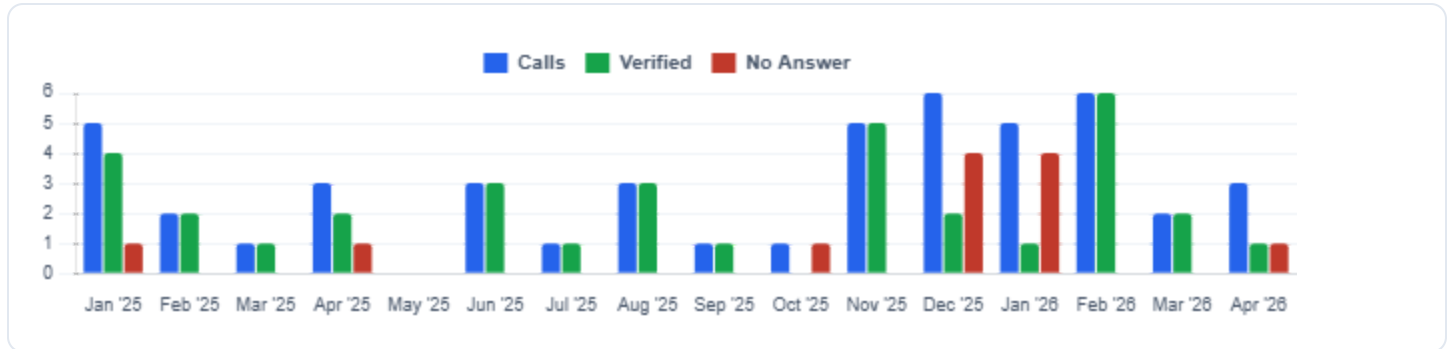
Monthly Calls (blue) · Verified Jobs (green) · No Answer (red)

MONTH	CALLS	VERIFIED	OTHER	NO ANSWER	ANSWER %	VERIFIED %
Jan '25	7	5	0	2	71.4%	71.4%
Feb '25	6	4	0	2	66.7%	66.7%
Mar '25	8	7	0	1	87.5%	87.5%
Apr '25	3	3	0	0	100.0%	100.0%
May '25	2	2	0	0	100.0%	100.0%
Jun '25	2	2	0	0	100.0%	100.0%
Jul '25	4	4	0	0	100.0%	100.0%
Aug '25	5	4	0	1	80.0%	80.0%
Sep '25	2	2	0	0	100.0%	100.0%
Oct '25	1	0	0	1	0.0%	0.0%
Nov '25	3	2	0	1	66.7%	66.7%
Dec '25	4	3	0	1	75.0%	75.0%
Jan '26	7	6	0	1	85.7%	85.7%
Feb '26	2	0	0	2	0.0%	0.0%
Mar '26	1	1	0	0	100.0%	100.0%
Apr '26	5	4	0	1	80.0%	80.0%
16-Month Total	62	49	0	13	79.0%	79.0%

Berwyn

JAN 2025 – APR 2026

47 TOTAL CALLS	34 VERIFIED JOBS	1 OTHER	12 NO ANSWER	74.5% ANSWER RATE	72.3% VERIFIED RATE
--------------------------	----------------------------	-------------------	------------------------	-----------------------------	-------------------------------



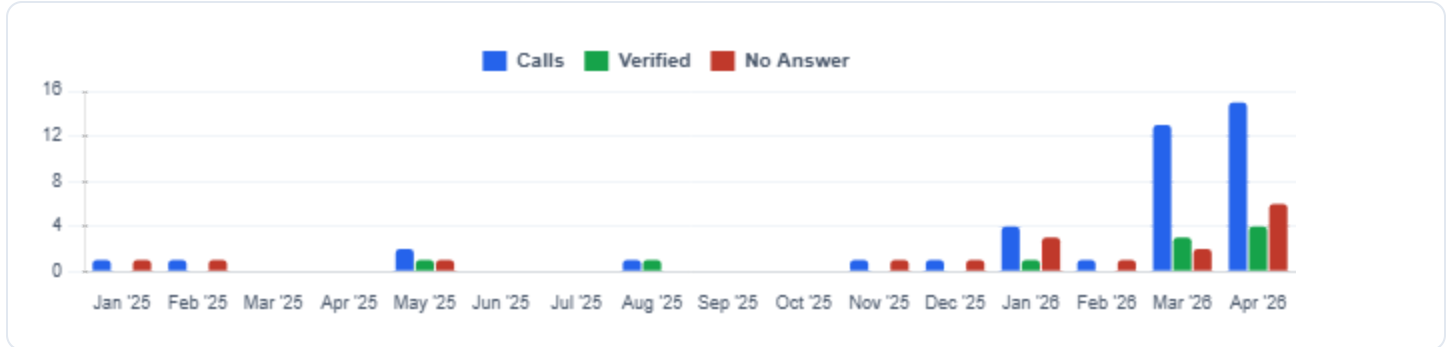
Monthly Calls (blue) · Verified Jobs (green) · No Answer (red)

MONTH	CALLS	VERIFIED	OTHER	NO ANSWER	ANSWER %	VERIFIED %
Jan '25	5	4	0	1	80.0%	80.0%
Feb '25	2	2	0	0	100.0%	100.0%
Mar '25	1	1	0	0	100.0%	100.0%
Apr '25	3	2	0	1	66.7%	66.7%
May '25	0	0	0	0	—	—
Jun '25	3	3	0	0	100.0%	100.0%
Jul '25	1	1	0	0	100.0%	100.0%
Aug '25	3	3	0	0	100.0%	100.0%
Sep '25	1	1	0	0	100.0%	100.0%
Oct '25	1	0	0	1	0.0%	0.0%
Nov '25	5	5	0	0	100.0%	100.0%
Dec '25	6	2	0	4	33.3%	33.3%
Jan '26	5	1	0	4	20.0%	20.0%
Feb '26	6	6	0	0	100.0%	100.0%
Mar '26	2	2	0	0	100.0%	100.0%
Apr '26	3	1	1	1	66.7%	33.3%
16-Month Total	47	34	1	12	74.5%	72.3%

Another

JAN 2025 – APR 2026

40 TOTAL CALLS	10 VERIFIED JOBS	13 OTHER	17 NO ANSWER	57.5% ANSWER RATE	25.0% VERIFIED RATE
--------------------------	----------------------------	--------------------	------------------------	-----------------------------	-------------------------------



Monthly Calls (blue) · Verified Jobs (green) · No Answer (red)

MONTH	CALLS	VERIFIED	OTHER	NO ANSWER	ANSWER %	VERIFIED %
Jan '25	1	0	0	1	0.0%	0.0%
Feb '25	1	0	0	1	0.0%	0.0%
Mar '25	0	0	0	0	—	—
Apr '25	0	0	0	0	—	—
May '25	2	1	0	1	50.0%	50.0%
Jun '25	0	0	0	0	—	—
Jul '25	0	0	0	0	—	—
Aug '25	1	1	0	0	100.0%	100.0%
Sep '25	0	0	0	0	—	—
Oct '25	0	0	0	0	—	—
Nov '25	1	0	0	1	0.0%	0.0%
Dec '25	1	0	0	1	0.0%	0.0%
Jan '26	4	1	0	3	25.0%	25.0%
Feb '26	1	0	0	1	0.0%	0.0%
Mar '26	13	3	8	2	84.6%	23.1%
Apr '26	15	4	5	6	60.0%	26.7%
16-Month Total	40	10	13	17	57.5%	25.0%

HT Strenger

JAN 2025 – APR 2026

32 TOTAL CALLS	25 VERIFIED JOBS	1 OTHER	6 NO ANSWER	81.3% ANSWER RATE	78.1% VERIFIED RATE
--------------------------	----------------------------	-------------------	-----------------------	-----------------------------	-------------------------------



Monthly Calls (blue) · Verified Jobs (green) · No Answer (red)

MONTH	CALLS	VERIFIED	OTHER	NO ANSWER	ANSWER %	VERIFIED %
Jan '25	3	2	0	1	66.7%	66.7%
Feb '25	2	2	0	0	100.0%	100.0%
Mar '25	0	0	0	0	—	—
Apr '25	2	1	0	1	50.0%	50.0%
May '25	2	2	0	0	100.0%	100.0%
Jun '25	2	2	0	0	100.0%	100.0%
Jul '25	3	3	0	0	100.0%	100.0%
Aug '25	1	1	0	0	100.0%	100.0%
Sep '25	2	2	0	0	100.0%	100.0%
Oct '25	1	1	0	0	100.0%	100.0%
Nov '25	1	1	0	0	100.0%	100.0%
Dec '25	0	0	0	0	—	—
Jan '26	2	2	0	0	100.0%	100.0%
Feb '26	1	0	0	1	0.0%	0.0%
Mar '26	8	5	0	3	62.5%	62.5%
Apr '26	2	1	1	0	100.0%	50.0%
16-Month Total	32	25	1	6	81.3%	78.1%

Terry

JAN 2025 – APR 2026

30 TOTAL CALLS	29 VERIFIED JOBS	1 OTHER	0 NO ANSWER	100.0% ANSWER RATE	96.7% VERIFIED RATE
--------------------------	----------------------------	-------------------	-----------------------	------------------------------	-------------------------------



Monthly Calls (blue) · Verified Jobs (green) · No Answer (red)

MONTH	CALLS	VERIFIED	OTHER	NO ANSWER	ANSWER %	VERIFIED %
Jan '25	6	6	0	0	100.0%	100.0%
Feb '25	5	5	0	0	100.0%	100.0%
Mar '25	2	2	0	0	100.0%	100.0%
Apr '25	7	7	0	0	100.0%	100.0%
May '25	3	3	0	0	100.0%	100.0%
Jun '25	2	2	0	0	100.0%	100.0%
Jul '25	0	0	0	0	—	—
Aug '25	0	0	0	0	—	—
Sep '25	0	0	0	0	—	—
Oct '25	0	0	0	0	—	—
Nov '25	1	1	0	0	100.0%	100.0%
Dec '25	0	0	0	0	—	—
Jan '26	0	0	0	0	—	—
Feb '26	0	0	0	0	—	—
Mar '26	3	2	1	0	100.0%	66.7%
Apr '26	1	1	0	0	100.0%	100.0%
16-Month Total	30	29	1	0	100.0%	96.7%

Bishop

JAN 2025 – APR 2026

29 TOTAL CALLS	22 VERIFIED JOBS	0 OTHER	7 NO ANSWER	75.9% ANSWER RATE	75.9% VERIFIED RATE
--------------------------	----------------------------	-------------------	-----------------------	-----------------------------	-------------------------------



Monthly Calls (blue) · Verified Jobs (green) · No Answer (red)

MONTH	CALLS	VERIFIED	OTHER	NO ANSWER	ANSWER %	VERIFIED %
Jan '25	2	2	0	0	100.0%	100.0%
Feb '25	1	0	0	1	0.0%	0.0%
Mar '25	2	2	0	0	100.0%	100.0%
Apr '25	3	3	0	0	100.0%	100.0%
May '25	1	1	0	0	100.0%	100.0%
Jun '25	1	0	0	1	0.0%	0.0%
Jul '25	0	0	0	0	—	—
Aug '25	2	2	0	0	100.0%	100.0%
Sep '25	2	2	0	0	100.0%	100.0%
Oct '25	0	0	0	0	—	—
Nov '25	1	1	0	0	100.0%	100.0%
Dec '25	2	1	0	1	50.0%	50.0%
Jan '26	0	0	0	0	—	—
Feb '26	2	1	0	1	50.0%	50.0%
Mar '26	5	3	0	2	60.0%	60.0%
Apr '26	5	4	0	1	80.0%	80.0%
16-Month Total	29	22	0	7	75.9%	75.9%

Soltwisch

JAN 2025 – APR 2026

26 TOTAL CALLS	11 VERIFIED JOBS	2 OTHER	13 NO ANSWER	50.0% ANSWER RATE	42.3% VERIFIED RATE
--------------------------	----------------------------	-------------------	------------------------	-----------------------------	-------------------------------



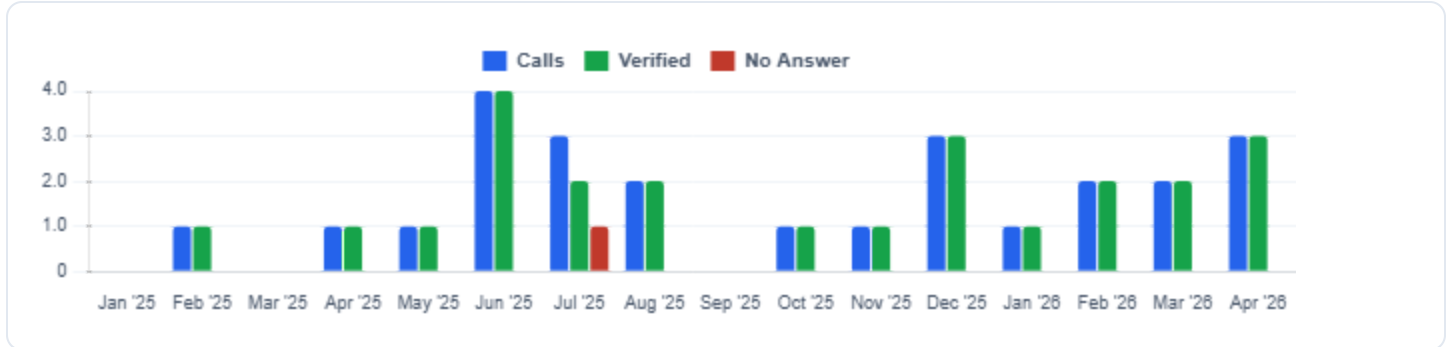
Monthly Calls (blue) · Verified Jobs (green) · No Answer (red)

MONTH	CALLS	VERIFIED	OTHER	NO ANSWER	ANSWER %	VERIFIED %
Jan '25	2	0	0	2	0.0%	0.0%
Feb '25	0	0	0	0	—	—
Mar '25	3	2	0	1	66.7%	66.7%
Apr '25	2	2	0	0	100.0%	100.0%
May '25	2	0	0	2	0.0%	0.0%
Jun '25	0	0	0	0	—	—
Jul '25	0	0	0	0	—	—
Aug '25	0	0	0	0	—	—
Sep '25	1	1	0	0	100.0%	100.0%
Oct '25	1	0	0	1	0.0%	0.0%
Nov '25	0	0	0	0	—	—
Dec '25	1	0	0	1	0.0%	0.0%
Jan '26	4	2	0	2	50.0%	50.0%
Feb '26	1	1	0	0	100.0%	100.0%
Mar '26	4	2	1	1	75.0%	50.0%
Apr '26	5	1	1	3	40.0%	20.0%
16-Month Total	26	11	2	13	50.0%	42.3%

Goodberlet

JAN 2025 – APR 2026

25 TOTAL CALLS	24 VERIFIED JOBS	0 OTHER	1 NO ANSWER	96.0% ANSWER RATE	96.0% VERIFIED RATE
--------------------------	----------------------------	-------------------	-----------------------	-----------------------------	-------------------------------



Monthly Calls (blue) · Verified Jobs (green) · No Answer (red)

MONTH	CALLS	VERIFIED	OTHER	NO ANSWER	ANSWER %	VERIFIED %
Jan '25	0	0	0	0	—	—
Feb '25	1	1	0	0	100.0%	100.0%
Mar '25	0	0	0	0	—	—
Apr '25	1	1	0	0	100.0%	100.0%
May '25	1	1	0	0	100.0%	100.0%
Jun '25	4	4	0	0	100.0%	100.0%
Jul '25	3	2	0	1	66.7%	66.7%
Aug '25	2	2	0	0	100.0%	100.0%
Sep '25	0	0	0	0	—	—
Oct '25	1	1	0	0	100.0%	100.0%
Nov '25	1	1	0	0	100.0%	100.0%
Dec '25	3	3	0	0	100.0%	100.0%
Jan '26	1	1	0	0	100.0%	100.0%
Feb '26	2	2	0	0	100.0%	100.0%
Mar '26	2	2	0	0	100.0%	100.0%
Apr '26	3	3	0	0	100.0%	100.0%
16-Month Total	25	24	0	1	96.0%	96.0%

Park Ridge

JAN 2025 – APR 2026

23 TOTAL CALLS	20 VERIFIED JOBS	0 OTHER	3 NO ANSWER	87.0% ANSWER RATE	87.0% VERIFIED RATE
--------------------------	----------------------------	-------------------	-----------------------	-----------------------------	-------------------------------



Monthly Calls (blue) · Verified Jobs (green) · No Answer (red)

MONTH	CALLS	VERIFIED	OTHER	NO ANSWER	ANSWER %	VERIFIED %
Jan '25	3	2	0	1	66.7%	66.7%
Feb '25	1	1	0	0	100.0%	100.0%
Mar '25	1	1	0	0	100.0%	100.0%
Apr '25	4	3	0	1	75.0%	75.0%
May '25	1	1	0	0	100.0%	100.0%
Jun '25	1	1	0	0	100.0%	100.0%
Jul '25	1	1	0	0	100.0%	100.0%
Aug '25	1	1	0	0	100.0%	100.0%
Sep '25	2	2	0	0	100.0%	100.0%
Oct '25	1	0	0	1	0.0%	0.0%
Nov '25	1	1	0	0	100.0%	100.0%
Dec '25	3	3	0	0	100.0%	100.0%
Jan '26	1	1	0	0	100.0%	100.0%
Feb '26	0	0	0	0	—	—
Mar '26	0	0	0	0	—	—
Apr '26	2	2	0	0	100.0%	100.0%
16-Month Total	23	20	0	3	87.0%	87.0%

Johns

JAN 2025 – APR 2026

20 TOTAL CALLS	15 VERIFIED JOBS	1 OTHER	4 NO ANSWER	80.0% ANSWER RATE	75.0% VERIFIED RATE
--------------------------	----------------------------	-------------------	-----------------------	-----------------------------	-------------------------------



Monthly Calls (blue) · Verified Jobs (green) · No Answer (red)

MONTH	CALLS	VERIFIED	OTHER	NO ANSWER	ANSWER %	VERIFIED %
Jan '25	1	1	0	0	100.0%	100.0%
Feb '25	1	1	0	0	100.0%	100.0%
Mar '25	0	0	0	0	—	—
Apr '25	1	1	0	0	100.0%	100.0%
May '25	0	0	0	0	—	—
Jun '25	0	0	0	0	—	—
Jul '25	0	0	0	0	—	—
Aug '25	1	1	0	0	100.0%	100.0%
Sep '25	0	0	0	0	—	—
Oct '25	0	0	0	0	—	—
Nov '25	2	2	0	0	100.0%	100.0%
Dec '25	3	2	0	1	66.7%	66.7%
Jan '26	6	4	0	2	66.7%	66.7%
Feb '26	1	1	0	0	100.0%	100.0%
Mar '26	2	1	1	0	100.0%	50.0%
Apr '26	2	1	0	1	50.0%	50.0%
16-Month Total	20	15	1	4	80.0%	75.0%

Fidelity

JAN 2025 – APR 2026

19 TOTAL CALLS	10 VERIFIED JOBS	1 OTHER	8 NO ANSWER	57.9% ANSWER RATE	52.6% VERIFIED RATE
--------------------------	----------------------------	-------------------	-----------------------	-----------------------------	-------------------------------



Monthly Calls (blue) · Verified Jobs (green) · No Answer (red)

MONTH	CALLS	VERIFIED	OTHER	NO ANSWER	ANSWER %	VERIFIED %
Jan '25	1	0	0	1	0.0%	0.0%
Feb '25	0	0	0	0	—	—
Mar '25	1	1	0	0	100.0%	100.0%
Apr '25	0	0	0	0	—	—
May '25	1	1	0	0	100.0%	100.0%
Jun '25	1	1	0	0	100.0%	100.0%
Jul '25	3	2	0	1	66.7%	66.7%
Aug '25	1	0	0	1	0.0%	0.0%
Sep '25	1	0	0	1	0.0%	0.0%
Oct '25	1	0	0	1	0.0%	0.0%
Nov '25	1	1	0	0	100.0%	100.0%
Dec '25	1	1	0	0	100.0%	100.0%
Jan '26	1	0	0	1	0.0%	0.0%
Feb '26	1	0	0	1	0.0%	0.0%
Mar '26	3	3	0	0	100.0%	100.0%
Apr '26	2	0	1	1	50.0%	0.0%
16-Month Total	19	10	1	8	57.9%	52.6%

Walsh

JAN 2025 – APR 2026

17 TOTAL CALLS	17 VERIFIED JOBS	0 OTHER	0 NO ANSWER	100.0% ANSWER RATE	100.0% VERIFIED RATE
--------------------------	----------------------------	-------------------	-----------------------	------------------------------	--------------------------------



Monthly Calls (blue) · Verified Jobs (green) · No Answer (red)

MONTH	CALLS	VERIFIED	OTHER	NO ANSWER	ANSWER %	VERIFIED %
Jan '25	0	0	0	0	—	—
Feb '25	0	0	0	0	—	—
Mar '25	0	0	0	0	—	—
Apr '25	0	0	0	0	—	—
May '25	0	0	0	0	—	—
Jun '25	0	0	0	0	—	—
Jul '25	0	0	0	0	—	—
Aug '25	0	0	0	0	—	—
Sep '25	0	0	0	0	—	—
Oct '25	2	2	0	0	100.0%	100.0%
Nov '25	0	0	0	0	—	—
Dec '25	2	2	0	0	100.0%	100.0%
Jan '26	3	3	0	0	100.0%	100.0%
Feb '26	3	3	0	0	100.0%	100.0%
Mar '26	4	4	0	0	100.0%	100.0%
Apr '26	3	3	0	0	100.0%	100.0%
16-Month Total	17	17	0	0	100.0%	100.0%

Old World

JAN 2025 – APR 2026

16 TOTAL CALLS	4 VERIFIED JOBS	1 OTHER	11 NO ANSWER	31.3% ANSWER RATE	25.0% VERIFIED RATE
--------------------------	---------------------------	-------------------	------------------------	-----------------------------	-------------------------------



Monthly Calls (blue) · Verified Jobs (green) · No Answer (red)

MONTH	CALLS	VERIFIED	OTHER	NO ANSWER	ANSWER %	VERIFIED %
Jan '25	2	0	0	2	0.0%	0.0%
Feb '25	1	0	0	1	0.0%	0.0%
Mar '25	1	0	0	1	0.0%	0.0%
Apr '25	1	1	0	0	100.0%	100.0%
May '25	0	0	0	0	—	—
Jun '25	1	0	0	1	0.0%	0.0%
Jul '25	2	1	0	1	50.0%	50.0%
Aug '25	1	0	0	1	0.0%	0.0%
Sep '25	0	0	0	0	—	—
Oct '25	1	0	0	1	0.0%	0.0%
Nov '25	0	0	0	0	—	—
Dec '25	1	0	0	1	0.0%	0.0%
Jan '26	0	0	0	0	—	—
Feb '26	0	0	0	0	—	—
Mar '26	2	0	1	1	50.0%	0.0%
Apr '26	3	2	0	1	66.7%	66.7%
16-Month Total	16	4	1	11	31.3%	25.0%

16 TOTAL CALLS	5 VERIFIED JOBS	5 OTHER	6 NO ANSWER	62.5% ANSWER RATE	31.3% VERIFIED RATE
--------------------------	---------------------------	-------------------	-----------------------	-----------------------------	-------------------------------



Monthly Calls (blue) · Verified Jobs (green) · No Answer (red)

MONTH	CALLS	VERIFIED	OTHER	NO ANSWER	ANSWER %	VERIFIED %
Jan '25	2	2	0	0	100.0%	100.0%
Feb '25	0	0	0	0	—	—
Mar '25	1	1	0	0	100.0%	100.0%
Apr '25	2	1	0	1	50.0%	50.0%
May '25	0	0	0	0	—	—
Jun '25	1	0	0	1	0.0%	0.0%
Jul '25	0	0	0	0	—	—
Aug '25	1	0	0	1	0.0%	0.0%
Sep '25	0	0	0	0	—	—
Oct '25	0	0	0	0	—	—
Nov '25	1	1	0	0	100.0%	100.0%
Dec '25	0	0	0	0	—	—
Jan '26	0	0	0	0	—	—
Feb '26	1	0	1	0	100.0%	0.0%
Mar '26	3	0	2	1	66.7%	0.0%
Apr '26	4	0	2	2	50.0%	0.0%
16-Month Total	16	5	5	6	62.5%	31.3%

Omega

JAN 2025 – APR 2026

15 TOTAL CALLS	12 VERIFIED JOBS	0 OTHER	3 NO ANSWER	80.0% ANSWER RATE	80.0% VERIFIED RATE
--------------------------	----------------------------	-------------------	-----------------------	-----------------------------	-------------------------------



Monthly Calls (blue) · Verified Jobs (green) · No Answer (red)

MONTH	CALLS	VERIFIED	OTHER	NO ANSWER	ANSWER %	VERIFIED %
Jan '25	2	2	0	0	100.0%	100.0%
Feb '25	0	0	0	0	—	—
Mar '25	0	0	0	0	—	—
Apr '25	0	0	0	0	—	—
May '25	1	1	0	0	100.0%	100.0%
Jun '25	1	1	0	0	100.0%	100.0%
Jul '25	0	0	0	0	—	—
Aug '25	0	0	0	0	—	—
Sep '25	0	0	0	0	—	—
Oct '25	0	0	0	0	—	—
Nov '25	3	2	0	1	66.7%	66.7%
Dec '25	2	1	0	1	50.0%	50.0%
Jan '26	3	2	0	1	66.7%	66.7%
Feb '26	0	0	0	0	—	—
Mar '26	2	2	0	0	100.0%	100.0%
Apr '26	1	1	0	0	100.0%	100.0%
16-Month Total	15	12	0	3	80.0%	80.0%

Cahill

JAN 2025 – APR 2026

12 TOTAL CALLS	10 VERIFIED JOBS	0 OTHER	2 NO ANSWER	83.3% ANSWER RATE	83.3% VERIFIED RATE
--------------------------	----------------------------	-------------------	-----------------------	-----------------------------	-------------------------------



Monthly Calls (blue) · Verified Jobs (green) · No Answer (red)

MONTH	CALLS	VERIFIED	OTHER	NO ANSWER	ANSWER %	VERIFIED %
Jan '25	1	1	0	0	100.0%	100.0%
Feb '25	0	0	0	0	—	—
Mar '25	1	1	0	0	100.0%	100.0%
Apr '25	0	0	0	0	—	—
May '25	3	3	0	0	100.0%	100.0%
Jun '25	0	0	0	0	—	—
Jul '25	1	1	0	0	100.0%	100.0%
Aug '25	0	0	0	0	—	—
Sep '25	0	0	0	0	—	—
Oct '25	2	2	0	0	100.0%	100.0%
Nov '25	0	0	0	0	—	—
Dec '25	0	0	0	0	—	—
Jan '26	0	0	0	0	—	—
Feb '26	1	0	0	1	0.0%	0.0%
Mar '26	1	1	0	0	100.0%	100.0%
Apr '26	2	1	0	1	50.0%	50.0%
16-Month Total	12	10	0	2	83.3%	83.3%

Ravinia

JAN 2025 – APR 2026

12 TOTAL CALLS	11 VERIFIED JOBS	1 OTHER	0 NO ANSWER	100.0% ANSWER RATE	91.7% VERIFIED RATE
--------------------------	----------------------------	-------------------	-----------------------	------------------------------	-------------------------------



Monthly Calls (blue) · Verified Jobs (green) · No Answer (red)

MONTH	CALLS	VERIFIED	OTHER	NO ANSWER	ANSWER %	VERIFIED %
Jan '25	1	1	0	0	100.0%	100.0%
Feb '25	1	1	0	0	100.0%	100.0%
Mar '25	1	1	0	0	100.0%	100.0%
Apr '25	0	0	0	0	—	—
May '25	0	0	0	0	—	—
Jun '25	2	2	0	0	100.0%	100.0%
Jul '25	0	0	0	0	—	—
Aug '25	0	0	0	0	—	—
Sep '25	0	0	0	0	—	—
Oct '25	2	2	0	0	100.0%	100.0%
Nov '25	1	1	0	0	100.0%	100.0%
Dec '25	0	0	0	0	—	—
Jan '26	1	1	0	0	100.0%	100.0%
Feb '26	1	0	1	0	100.0%	0.0%
Mar '26	0	0	0	0	—	—
Apr '26	2	2	0	0	100.0%	100.0%
16-Month Total	12	11	1	0	100.0%	91.7%

11 TOTAL CALLS	6 VERIFIED JOBS	1 OTHER	4 NO ANSWER	63.6% ANSWER RATE	54.5% VERIFIED RATE
--------------------------	---------------------------	-------------------	-----------------------	-----------------------------	-------------------------------



Monthly Calls (blue) · Verified Jobs (green) · No Answer (red)

MONTH	CALLS	VERIFIED	OTHER	NO ANSWER	ANSWER %	VERIFIED %
Jan '25	0	0	0	0	—	—
Feb '25	0	0	0	0	—	—
Mar '25	1	1	0	0	100.0%	100.0%
Apr '25	0	0	0	0	—	—
May '25	0	0	0	0	—	—
Jun '25	1	1	0	0	100.0%	100.0%
Jul '25	1	1	0	0	100.0%	100.0%
Aug '25	0	0	0	0	—	—
Sep '25	0	0	0	0	—	—
Oct '25	0	0	0	0	—	—
Nov '25	1	0	0	1	0.0%	0.0%
Dec '25	2	2	0	0	100.0%	100.0%
Jan '26	1	0	0	1	0.0%	0.0%
Feb '26	2	1	1	0	100.0%	50.0%
Mar '26	1	0	0	1	0.0%	0.0%
Apr '26	1	0	0	1	0.0%	0.0%
16-Month Total	11	6	1	4	63.6%	54.5%

Mendel

JAN 2025 – APR 2026

10

TOTAL CALLS

9

VERIFIED JOBS

0

OTHER

1

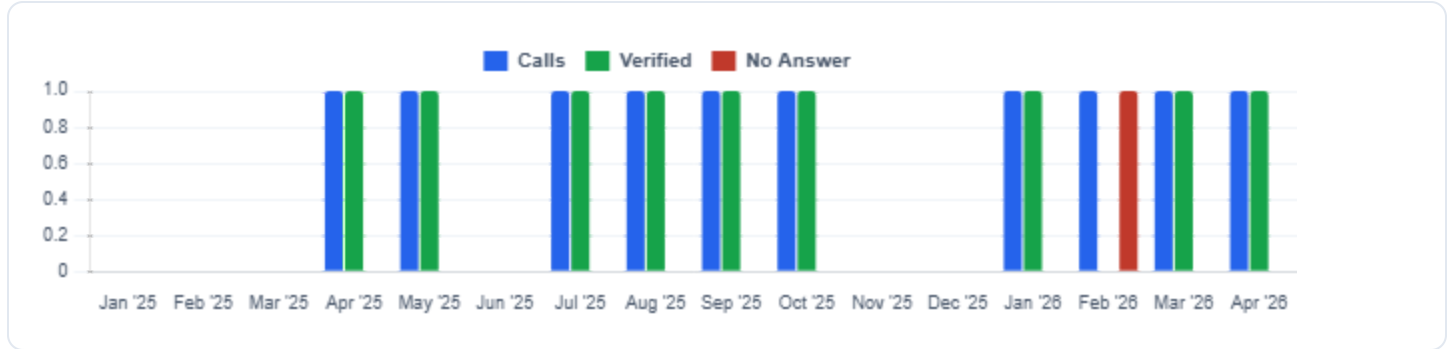
NO ANSWER

90.0%

ANSWER RATE

90.0%

VERIFIED RATE



Monthly Calls (blue) · Verified Jobs (green) · No Answer (red)

MONTH	CALLS	VERIFIED	OTHER	NO ANSWER	ANSWER %	VERIFIED %
Jan '25	0	0	0	0	—	—
Feb '25	0	0	0	0	—	—
Mar '25	0	0	0	0	—	—
Apr '25	1	1	0	0	100.0% <div style="width: 100%;"></div>	100.0% <div style="width: 100%;"></div>
May '25	1	1	0	0	100.0% <div style="width: 100%;"></div>	100.0% <div style="width: 100%;"></div>
Jun '25	0	0	0	0	—	—
Jul '25	1	1	0	0	100.0% <div style="width: 100%;"></div>	100.0% <div style="width: 100%;"></div>
Aug '25	1	1	0	0	100.0% <div style="width: 100%;"></div>	100.0% <div style="width: 100%;"></div>
Sep '25	1	1	0	0	100.0% <div style="width: 100%;"></div>	100.0% <div style="width: 100%;"></div>
Oct '25	1	1	0	0	100.0% <div style="width: 100%;"></div>	100.0% <div style="width: 100%;"></div>
Nov '25	0	0	0	0	—	—
Dec '25	0	0	0	0	—	—
Jan '26	1	1	0	0	100.0% <div style="width: 100%;"></div>	100.0% <div style="width: 100%;"></div>
Feb '26	1	0	0	1	0.0% <div style="width: 0%;"></div>	0.0% <div style="width: 0%;"></div>
Mar '26	1	1	0	0	100.0% <div style="width: 100%;"></div>	100.0% <div style="width: 100%;"></div>
Apr '26	1	1	0	0	100.0% <div style="width: 100%;"></div>	100.0% <div style="width: 100%;"></div>
16-Month Total	10	9	0	1	90.0%	90.0%

Poehner

JAN 2025 – APR 2026

9

TOTAL CALLS

8

VERIFIED JOBS

0

OTHER

1

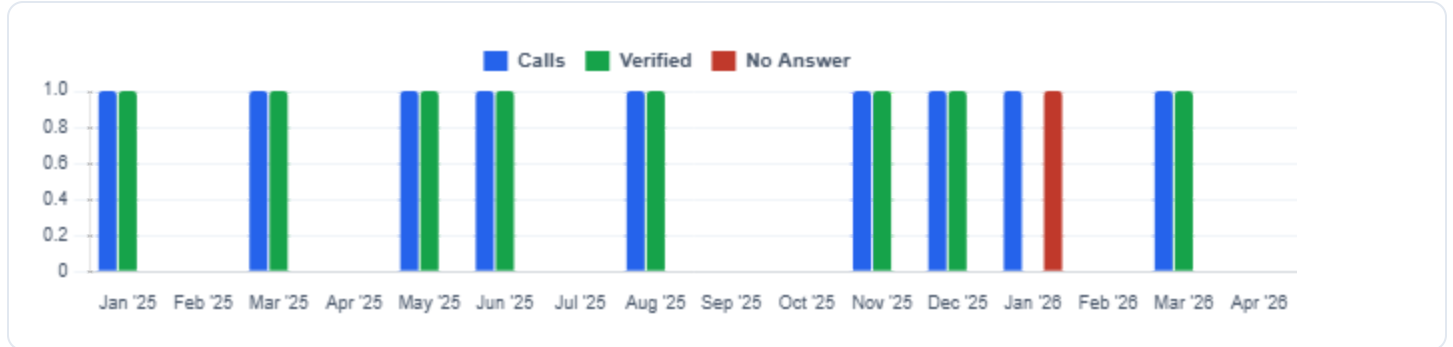
NO ANSWER

88.9%

ANSWER RATE

88.9%

VERIFIED RATE



Monthly Calls (blue) · Verified Jobs (green) · No Answer (red)

MONTH	CALLS	VERIFIED	OTHER	NO ANSWER	ANSWER %	VERIFIED %
Jan '25	1	1	0	0	100.0%	100.0%
Feb '25	0	0	0	0	—	—
Mar '25	1	1	0	0	100.0%	100.0%
Apr '25	0	0	0	0	—	—
May '25	1	1	0	0	100.0%	100.0%
Jun '25	1	1	0	0	100.0%	100.0%
Jul '25	0	0	0	0	—	—
Aug '25	1	1	0	0	100.0%	100.0%
Sep '25	0	0	0	0	—	—
Oct '25	0	0	0	0	—	—
Nov '25	1	1	0	0	100.0%	100.0%
Dec '25	1	1	0	0	100.0%	100.0%
Jan '26	1	0	0	1	0.0%	0.0%
Feb '26	0	0	0	0	—	—
Mar '26	1	1	0	0	100.0%	100.0%
Apr '26	0	0	0	0	—	—
16-Month Total	9	8	0	1	88.9%	88.9%

Sherman

JAN 2025 – APR 2026

9 TOTAL CALLS	6 VERIFIED JOBS	1 OTHER	2 NO ANSWER	77.8% ANSWER RATE	66.7% VERIFIED RATE
-------------------------	---------------------------	-------------------	-----------------------	-----------------------------	-------------------------------



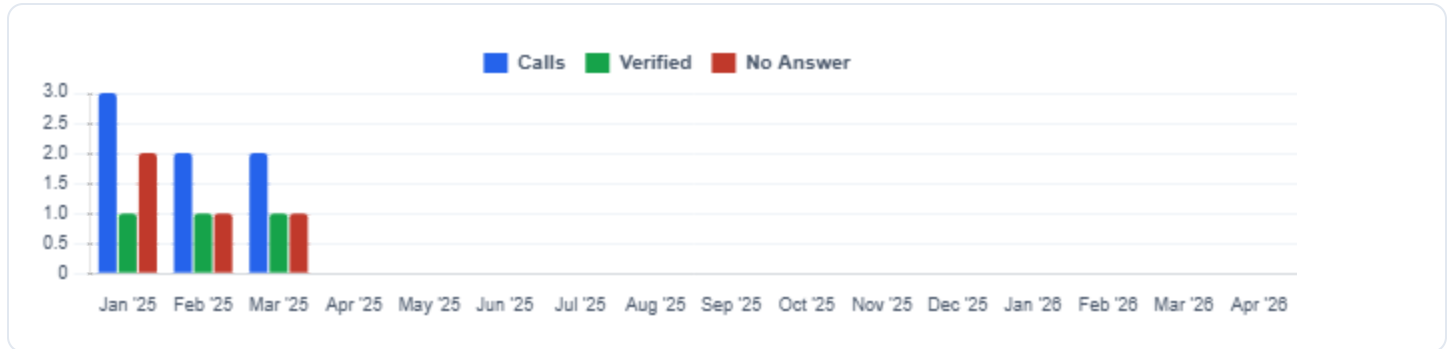
Monthly Calls (blue) · Verified Jobs (green) · No Answer (red)

MONTH	CALLS	VERIFIED	OTHER	NO ANSWER	ANSWER %	VERIFIED %
Jan '25	0	0	0	0	—	—
Feb '25	1	1	0	0	100.0%	100.0%
Mar '25	1	1	0	0	100.0%	100.0%
Apr '25	0	0	0	0	—	—
May '25	0	0	0	0	—	—
Jun '25	1	1	0	0	100.0%	100.0%
Jul '25	0	0	0	0	—	—
Aug '25	1	1	0	0	100.0%	100.0%
Sep '25	1	1	0	0	100.0%	100.0%
Oct '25	0	0	0	0	—	—
Nov '25	0	0	0	0	—	—
Dec '25	1	1	0	0	100.0%	100.0%
Jan '26	0	0	0	0	—	—
Feb '26	0	0	0	0	—	—
Mar '26	1	0	0	1	0.0%	0.0%
Apr '26	2	0	1	1	50.0%	0.0%
16-Month Total	9	6	1	2	77.8%	66.7%

P & H Divine

JAN 2025 – APR 2026

7 TOTAL CALLS	3 VERIFIED JOBS	0 OTHER	4 NO ANSWER	42.9% ANSWER RATE	42.9% VERIFIED RATE
-------------------------	---------------------------	-------------------	-----------------------	-----------------------------	-------------------------------



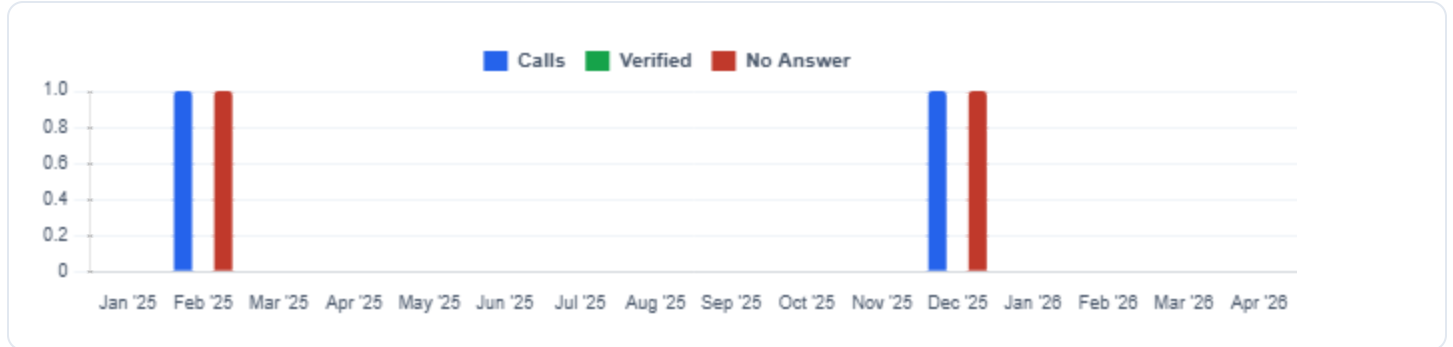
Monthly Calls (blue) · Verified Jobs (green) · No Answer (red)

MONTH	CALLS	VERIFIED	OTHER	NO ANSWER	ANSWER %	VERIFIED %
Jan '25	3	1	0	2	33.3%	33.3%
Feb '25	2	1	0	1	50.0%	50.0%
Mar '25	2	1	0	1	50.0%	50.0%
Apr '25	0	0	0	0	—	—
May '25	0	0	0	0	—	—
Jun '25	0	0	0	0	—	—
Jul '25	0	0	0	0	—	—
Aug '25	0	0	0	0	—	—
Sep '25	0	0	0	0	—	—
Oct '25	0	0	0	0	—	—
Nov '25	0	0	0	0	—	—
Dec '25	0	0	0	0	—	—
Jan '26	0	0	0	0	—	—
Feb '26	0	0	0	0	—	—
Mar '26	0	0	0	0	—	—
Apr '26	0	0	0	0	—	—
16-Month Total	7	3	0	4	42.9%	42.9%

CR Leonard

JAN 2025 – APR 2026

2 TOTAL CALLS	0 VERIFIED JOBS	0 OTHER	2 NO ANSWER	0.0% ANSWER RATE	0.0% VERIFIED RATE
-------------------------	---------------------------	-------------------	-----------------------	----------------------------	------------------------------



Monthly Calls (blue) · Verified Jobs (green) · No Answer (red)

MONTH	CALLS	VERIFIED	OTHER	NO ANSWER	ANSWER %	VERIFIED %
Jan '25	0	0	0	0	—	—
Feb '25	1	0	0	1	0.0%	0.0%
Mar '25	0	0	0	0	—	—
Apr '25	0	0	0	0	—	—
May '25	0	0	0	0	—	—
Jun '25	0	0	0	0	—	—
Jul '25	0	0	0	0	—	—
Aug '25	0	0	0	0	—	—
Sep '25	0	0	0	0	—	—
Oct '25	0	0	0	0	—	—
Nov '25	0	0	0	0	—	—
Dec '25	1	0	0	1	0.0%	0.0%
Jan '26	0	0	0	0	—	—
Feb '26	0	0	0	0	—	—
Mar '26	0	0	0	0	—	—
Apr '26	0	0	0	0	—	—
16-Month Total	2	0	0	2	0.0%	0.0%